

# The Washington Daffodil Society

www.washingtondaffodilsociety.org NEWSLETTER, Spring 2007

## OFFICERS

### President:

Kathy Welsh (703)242-9783

### Vice President:

Mary Semrad(202)232-2126

### Secretary:

Lucy Rhame (703)836-3532

### Treasurer:

Robert Huesmann (301)320-6441

### Directors term ends 2007:

Spencer Rainey (703)391-2073

Fran Higgins(240)632-0002

Karen O'Meara (703)281-4334

Rebecca Brown (717)334-2304

### Directors term ends 2008:

Glenna Graves (540)434-8587

Robert Darling (202)483-2126

Mary Koonce (304)725-5609

Robert Huesmann

### Directors term ends 2009:

Chriss Rainey (703)391-2073

Dorothy Sensibaugh.

(410)799-9193

Lina Burton (703)327-4299

Ruth Ann McGrail (703)779-2866

### Immediate Past President:

### & WDS WEBMASTER:

Paul Botting (301)869-3742

email: pmbotting@comcast.net

### COMMITTEES:

#### Arboretum:

Robert Darling

#### Bulb Order 2007:

Mary Koonce

#### Membership:

Maxine Botting (301)869-3742

#### Newsletter:

Mary Anne Barton (703)273-8641

email: wbill@bellatlantic.net

#### 2007 Show:

Dorothy Sensibaugh/Lucy

Rhame

#### Speakers Bureau:

Chriss Rainey (703)391-2073

#### Spring Lunch Meeting

LucyRhame

### The WDS Newsletter

is published in the Fall, Winter and Spring for members of WDS, with information on the activities of the Society, and of the American Daffodil Society when of local interest. Please send comments, ideas, and articles to the Editor: Mary Anne Barton, 3707 Burrows Avenue, Fairfax, VA 22030

**Remember: Bulb Order Deadline May 20th!**  
**Come to the WDS Summer Picnic, Saturday, June 16th**

**See page 2!**

## Message from the President

## Dear Daffodil Friends,

The 2007 daffodil season was like no other; the earliest and the latest season all in one year! I attended, judged, and exhibited in seven shows this year beginning on March 31 in Nashville and ending on May 5 at the Pie Eater's show in Reston. My family was none too pleased to give up a refrigerator for six weeks, but they were thankful that I emptied it for each show and didn't try to use a second refrigerator to keep my daffodils cool.

Eight exhibitors attended the workshop in April. This was the perfect sized group and everyone came away with a better understanding of daffodil culture and exhibition. A similar class won't be offered next year, but possibly in 2009.

I hope that each of you had a successful and enjoyable season. If not, this is the time of hope when we are placing our orders for next year. If you haven't turned in your WDS order it's not too late. Make your selections quickly as the deadline is upon us. Thanks to Mary Koonce and Bob Huesmann for putting together some great selections.

Thanks also to Dorothy Sensibaugh and Chriss Rainey for their many hours of work and dedication in chairing our TWO extremely successful shows. Each of them has reported on the details in this newsletter. Congratulations to the winners and thanks to everyone who participated in these events. Our shows next year are planned for April 5&6 at Brookside and May 3-4 in Reston. Be sure to save the dates!

Our next two events are the summer picnic at the home of Mary Semrad and Robert Darling on June 16th and the fall meeting and bulb exchange on October 27th at the Falls Church Community Center. We hope to see you then. Continue to check the WDS website for information and a posting of this year's show winners: [www.washingtondaffodilsociety.org](http://www.washingtondaffodilsociety.org). **If you do not receive this newsletter electronically and you would like to try it, please contact me.**

*Kathy Welsh*

kathywelsh01@aol.com, 703-242-9783

## WDS Summer Picnic

When: Saturday June 16th, board meeting 11:00, picnic 1:30.



Where: Mary Semrad and Robert Darling's country home in Fayetteville, PA. Fayetteville is between Gettysburg and Chambersburg. The address is 6405 Lincoln Way East (note: Lincoln Way is Route 30), Fayetteville, PA 17222. Phone 717- 352-2296.

See directions below.

Why: Fun, friends, plant exchange and the Tuscarora Daffodil Society will be joining us - make some new friends. Enjoy the program on Dr Bender's wonderful daffodil introductions given by Richard Ezell. Many of us grow POPS Legacy, Conestoga, Tuscarora and other Dr Bender introductions. We hope Alma and Grace Bender will also be there.

What: Bring a lawn chair, something for the plant exchange and a dip, salad, cheese or dessert. The grill will be going, featuring Pennsylvania "wursts".

**RSVP: Mary Semrad or Robert Darling, msemrad@aol.co, darlingr@aol.com, 202-483-2126.**

What else: You might consider making a weekend of it: there is the Penn National Golf Course nearby, access to hiking on the Appalachian Trail and we are not far from the history and sights of Gettysburg.

Directions: There are many routes to the area. The faster way is Interstate 81, past Hagerstown MD (from Maryland use 270 to Frederick then 70 west to 81) to PA exit 16 at Lincoln Way in Chambersburg. Make a right to go East onto Lincoln Way, continue about 5 miles, our drive is on the left. You will be turning into the driveway of Sollenbergers Messenger Service. Drive down the lane and you'll see our house on the left. Parking is just beyond the house on the cement pad.

A more scenic but a bit slower route is Route 15 North into Gettysburg. We use the first Gettysburg exit off 15. Continue to the circle at the center of Gettysburg. Go around the circle and follow Route 30 West bearing right out of Gettysburg. Continue West on Route 30 for about 15 miles. After you pass through 2 traffic lights very close together (where route 997 crosses) go slowly. Bear right onto the Old Fayetteville Rd for a few feet and the turn right into the driveway of the Sollenberger Messenger Service, continue down the lane. Our house is on the left and parking is beyond the house on the cement pad. Feel free to call Robert 202-483-2126 to clarify the directions or discuss alternate routes. The house phone is 717-352-2296 should you get lost. Hope we see you there!


Mary and Robert

**Map to Mary's and Robert's country home can be found  
on the WDS Website: [www.washingtondaffodilsociety.org](http://www.washingtondaffodilsociety.org)**

---

## Welcome WDS New Members

Victoria Alexander Alexandria, VA  
Jane Brighton Cambridge, MD  
Katie Cook Stafford, VA  
Kathryne Holdt Cambridge, MD  
Faye Phillips Cambridge, MD  
Jana Ruditis Bethesda MD  
Marjorie Schiebel My Airy, MD  
Catherine Sharp Middleburg, VA  
Janet Skidmore Locust Grove, VA  
Linda Smith Ellicott City, MD  
Ellen Spencer Great Falls, VA  
Poss Tarpley Alexandria, VA



# Concluding the 2007 Show Season

by Dorothy Sensibaugh, 2007 Daffodil Show Chairman

With the 2007 show behind us, it is time to reflect on successes and to plan for next year. Although we had a cool late season I think the quality of our flowers was never better, and we were able to enjoy them over a longer period of time. The season had its challenges. With three shows on the same day we still staged 1122 blooms, a very respectable showing.

One of my goals as show chair was to have wide participation by our members. I want to thank all who participated in any capacity. Many who agreed to serve in major roles were listed in the back cover of our show schedule. I thank all of you who graciously and capably did those chores. There are some "unsung heroes" in our midst which I would like to give the public acclaim they so deserve. I want to thank the very capable and experienced staging crew. Paul Botting was our hard working staging chair, but such a huge task requires lots of help. Bob and Lina Huesmann have diligently and painstakingly done the classification for several years. They also help with "setting -up and taking down" the show. Lina not only has brought lunch for the set up crew for several years, but she also stores and cares for those many ribbons that separate classes. Mitch and Kate Carney also played an important role in setting up the show. Mitch is our unofficial co-chair for staging. He helps to move properties from storage to Brookside and back to storage after the show. He and Kate are very adept at staging and dismantling the show. Kate helps wherever we need extra hands, as well as helping with the photography section this year. Holly Boyd Ruffin, Steve Morrison, and Spencer Rainey also helped with setting up and dismantling the show.

The photography section was a great success thanks to the planning of Robert Darling and the beautifully engineered properties for staging. Robert and Tom Taylor constructed the properties for the photography section. Tom Taylor also made properties for the Aqua Ribbon.

As you may know, the income for WDS comes largely from the boutique, the bulb order, and membership dues. Mary Semrad so ably planned and operated the boutique. She was assisted by Susan Croner and Mary Anne Barton. The beautifully written awards cards were done by Bonnie Mirmak. I would like to thank Lucy Rhame who enthusiastically co-chaired the show. Lastly, but with all gratitude we thank our exhibitors who choose to exhibit their flowers in the WDS show this year. Hopefully, everyone's contributions were either acknowledged on the back cover of the schedule, or in this article. There is always the risk that while mentioning some names, others might be omitted. Everyone who participated in any fashion is greatly appreciated. I hope it was enjoyable for you and you will plan to be involved in future shows. While some jobs have a higher profile than others, there are no unimportant ones. Thank you for giving of your time and talent. The show was successful because of you.



---

## WDS 2007 Daffodil Show Report

April 14-15, 2007 at Brookside Gardens, Wheaton, MD  
Dorothy Sensibaugh Show Chairman, Lucy Rhame Vice Chairman

**Number of Horticulture Exhibitors: 50**  
**Number of Blooms: 1122**

**Number of Exhibits (horticulture): 593**

### ADS Awards

Gold Ribbon: Bob & Lina Huesmann- Quiet Water 1W-W

White Ribbon: Kathy Welsh- Conestoga 2W-GYO

Mini Gold Ribbon: Kathy Welsh- Xit 3W-W

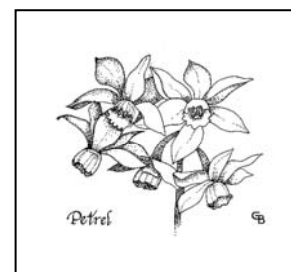
Mini White Ribbon: Felix & Linda Smith- Minnow 8W-Y

Quinn Award: Kathy & Sarah Welsh  
 Throckmorton Award: Bob & Lina Huesmann  
 Bozevich Ribbon: Kathy & Sarah Welsh  
 Havens Award: Kathy & Sarah Welsh  
 Purple Ribbon & Intermediate Collection: Mitch Carney  
 Red-White-Blue Ribbon: Bob & Lina Huesmann  
 Maroon Ribbon: Kathy & Sarah Welsh  
 Watrous Award: Kathy Welsh  
 Lavender Ribbon: Chriss Rainey  
 Best Youth Bloom: Justin Rock- Noteworthy 3W-YYO  
 Small Grower Award: Felix & Linda Smith- Pink Silk 1W-P  
 Best Historic Daffodil: Robert Darling- Actaea 9W-GYR  
 Historic Vase of 3: Leslie Light Sobel- Sweetness 7Y-Y  
 Historic Collection of 5: Mitch Carney  
 Intermediate Award: Mitch Carney- Brooke Ager 2W-P  
 Container Standard Award: Kathy Welsh- Chromacolor 2W-P  
 Container Miniature Award: Ray Rogers- Hawera 5Y-Y  
 Rose Ribbon: Kathy Welsh- Seedling#T06.1, 2YYW-Y, parentage: Cairngorm OP  
 Silver Ribbon: Kathy & Sarah Welsh # of Blue Ribbons: 18



**WDS Awards:**

Culpepper Award (Best White): Bob & Lina Huesmann- Quiet Waters 1W-W  
 Tichnor Award (Best Division 5-9): Kathy & Sarah Welsh- Katrina Rae 6W-WOO  
 Bankhead Award (Best American Bred Mini): Kathy & Sarah Welsh- Little Kibler 9WGYR  
 Best Reserve Bloom: Kathy & Sarah Welsh- Banker 2Y-O  
 Butterworth Award (Best Historic Collection): Mitch Carney  
 Crenshaw Award (Best Collection of 10 whites): Kathy & Sarah Welsh  
 Battle Award (Yellow Collection): Kate Carney  
 Bloomer Award, Parent & Child: Bonnie Mirmak  
 The Daffodil Society English Medal: Bob & Lina Huesmann  
 King Award (Red or Orange Cupped Collection): Kathy & Sarah Welsh  
 Divisions 5-9 Award: Kate Carney  
 Lawler Award (Pink Cupped Collection): Bob & Lina Huesmann  
 Weiss Award (White Collection): Robert Darling  
 Novice Award Collection of Five): Holly Ruffin  
 Wheeler Award (Down Under Collection): Kate Carney



**Other Awards:**

**Artistic Design Division**

**20 entries by 14 exhibitors**

Class 1 "Natural Beauty"	Blue Ribbon and WDS Gates Award: Dolores Felch
Class 2 "Bold and Bright"	Blue Ribbon: Bonnie Mirmak
Class 3 "Gardener's Art"	Blue Ribbon: Wanda Ragland
Class 4 "Changing Rhythms"	Blue Ribbon and WDS Cahill Award: Mary Ellen Alden
Class 5 "Small and Sassy"	Blue Ribbon: Linda Knerr

**Photography Division**

**29 entries by 7 exhibitors**

Class 1 Daffodils in Nature or in the Landscape	Blue: Vicky Eicher
Class 2: Portraits of Daffodils	Blue: Robert Darling
Class 3 Daffodils and People and/or Animals	Blue: Vicky Eicher
Class 4 Abstract or Special Effects Celebrating Daffodils	Blue and Best in Show: Robert Darling

## 2007 WDS Pie Eater's Show

By Chriss Rainey, Show Chairman

The Pie Eater's show was held on May 4 and 5 and an amazing 644 blooms were put on the bench to be judged. The show last year, due to a much earlier season, had only 209 stems.

There were 21 exhibitors this year and probably hundreds of visitors, who came to see the show between masses at St. John Neumann Catholic church where the show was held in Reston, VA. Every division was represented and all the major ADS large collection classes had entries. Congratulations go to:

**Carol Kennedy** for her Best in Show, Gold Ribbon winner, 'Gay Kybo.'

**Anne Donnell Smith** won the Quinn with a magnificent collection brought in from Baltimore.

**Mitch and Kate Carney** ran off with the Silver, the Havens, the Maroon, the Watrous, and the Aqua Ribbon.


**Martha Best** took the Purple Ribbon with a stunning group of division four's.

**Kathy Welsh** entered and won the Red White and Blue with all her own seedlings and she also won the White Ribbon, the Lavender, and the Mini Gold with 'Woodstar.'

**Lucy Rhame** took home the Mini White with 'Sun Disc'.

**Chriss Rainey** picked up the Green.

Judging did not begin until after everyone had had sufficient time for staging and a chance to enjoy lunch together along with the "staging fluid" of their choice. While some of these flowers had been in the refrigerator for some time, the vast majority were still holding up well on Sunday afternoon as the last visitors to the show came by to express their surprise at the wide variety of types and colors. Many brochures were given out to those who indicated a special interest in the show. Chriss Rainey, the Pie Eater's show chairman, is planning to return to this same site again next year for another late season show. Details will appear in future newsletters.



---

### What Flowers Won the Most Blue Ribbons

This year Kathy Welsh typed in the winners from every class in the 2007 WDS show held at Brookside Gardens. Below are those flowers that won three or more blue ribbons. If you don't own these flowers already, they are ones you may want to add to your collection. For a copy of the Excel spreadsheet containing all show winners, email Kathy at [kathywelsh01@aol.com](mailto:kathywelsh01@aol.com).

Conestoga 2W-GYO- 6  
Intrigue 7Y-W -5  
Spindletop 3W-Y- 4  
Goldfinger 1Y-Y -3  
Mexico City 2Y-O -3  
La Taviata 3Y-YYR -3  
Katrina Rae 6W-WOO- 3  
Trigonometry 11aW-P -3  
Segovia 3W-Y -3

Killearnan 3W-GYR -5  
Pacific Rim 2Y-YYR -4  
Rapture 6Y-Y -4  
Royal Marine 2W-YOO -3  
Centre Ville 3Y-R -3  
Tahiti 4Y-O -3  
Red Socks 6Y-R -3  
Hawera 5Y-Y -3

---

# United States National Arboretum National Daffodil Collection

by Robert Darling, WDS Arboretum Chairman



**Red Sunrise 2 Y-O**  
C.W. Culpepper 1957  
Fortune x Dick Wellband

knowledgeable members of the WDS and ADS have been asked to review the list of cultivars grown. If you are interested in joining in this task please contact me (202-482-2126).

Not all of the photos meet high standards — alas. Wind, rain and more wind plagued the visits. But the digital photos taken on several trips this year are being edited and burned onto a CD disk and will be posted on Daffseek. If others had an opportunity to take any photos please send them to Robert Darling for inclusion in this disk. We will note those not photographed and complete the work next season.

Many useful discoveries were made. The Culpepper cultivar Red Sunrise was noted as an advance in C.W. Culpeppers hybridizing program for early red-orange cups suitable for gardens in our climate. Many of his cultivars were carried by Grant Mitsch Novelty Daffodils in the 50's. I'd lost track of Red Sunrise, but with the aid of the above photos re-discovered it again growing as a clump in the garden. The WDS was given extra (and small) bulbs when it worked at the Arboretum dividing clumps in 1986-87. Hence it found its way into my garden and then another garden in Tacoma Park where Dr. Morrison lived. Several of the unselected grex from this cross may still be seen growing at his former home in Arlington. It shows well as a clump in the garden, its bright color and tall stems allowing the group to shine. No longer included in Show and Grow it does not win blue ribbons today. But it did get a yellow in our show, I'm delighted to report.

When the Daffodil Collection was established, many of the leaders of the USDA and the USNA staff held a keen interest in daffodils and were also members of the WDS and ADS. They put together a group of readily available cultivars when a nursery in Northern Virginia went out of business and offered the Arboretum the bulbs. Dr. Morrison, the director of the USNA, C.W. Culpepper and others were actively breeding daffodils. Members of the ADS and the WDS also contributed flowers. The basic collection is quite early. The collection's strength reflects the mid-twentieth Century. It again is ready for reassessment. But as the above showed me, there is a value in finding the old among the new.

The collection was upgraded in 1988 for the ADS Convention. At that time members of the WDS, including Marie Bozievich and Delia Bankhead contributed many of the finest show flowers available. In addition important hybridizers from around the world contributed their finest introductions and seedlings under number for a special hybridizers' planting. Most of those under number were dug and sent back to the hybridizers, a few named varieties remain in the plantings today.

The Arboretum collection remains a very useful repository of Narcissus genetic material as well as a display garden of wonderful daffodils for garden and show bench. We've still work to do upgrading and improving the collection to make it even more useful. The folks maintaining DaffSeek look forward to receiving this year's photos, including Red Sunrise, missing from the photo data. The WDS Arboretum Committee will continue to work with DaffSeek to put pictures to names in the data base. With the continued help and commitment of the WDS we expect the collection to grow ever better. At the current time, WDS members are working with the Arboretum to establish Wister and Pannill Award Collections. More on this project will follow in future newsletters.

## Daffodil Advice From Four Successful Exhibitors: Part III

### The Daffodils are Done Blooming: Now What? by Kathy Welsh

In the fall edition of the WDS newsletter the topics of soil preparation, planting, and labeling were discussed with advice from four successful growers and exhibitors; Bob Huesmann, Clay Higgins, Mary Koonce, and Kathy Welsh. The winter newsletter focused on winter and spring daffodil chores, while this summer newsletter will discuss digging and dividing your bulbs, hot water treatment, and soil solarization.

#### **Do you deadhead your daffodils?**

Bob says yes, Clay occasionally deadheads and both Mary and Kathy don't bother. Very few flowers actually pollinate themselves in the garden. If a bloom does set seed and it is a variety that you really like, why not plant the seed and consider it a seedling. One of Kathy's favorite seedlings, and one that has won a Rose ribbon for best seedling in a show, came from this very process. The other note of caution is that if you are going to deadhead be sure to use good hygiene.

Have Clorox handy wipes, a container of Clorox for cutting implements or some other way of sterilizing whatever is cutting the stem so that you don't spread disease.

#### **When do you begin digging and how often do you dig?**

Bob usually starts the earliest, around June 1, but his season is also a bit earlier than the others. I think all would agree that around six weeks after bloom, or when the foliage begins to yellow, is the best time to start. Most begin around the middle of June.

Depending on how much you are digging, the process can take several weeks. All four of these growers will tell you that digging on a cloudy or cool day is much more pleasant than waiting until a 90 plus degree July day when no foliage is left. Digging when you still have foliage allows you to find the bulbs easier! If you are digging during extreme temperatures, try using a large umbrella to cover the area where you are working. Start times among these growers differ mostly because of schedules and the time required for this task. All try to finish their digging by the middle of July and all agreed that digging on a three year rotation would be optimal, but most fell short of this target. After three years flowers usually begin to decrease in size. Kathy would like to mention that MOST of the best in shows she has won have come from bulbs that have just been dug and divided.

#### **Explain how you dig.**

Clay digs his bulbs and leaves them, with their label, on top of the dirt to dry. He allows the sun to bake the bulbs for 4-5 days. If it rains he doesn't worry about them. After this period the remaining foliage is removed and the bulbs are placed in a mesh bag with the label and then laid on large screen shelves. These allow for good circulation. The screens are outside, but under a large canvas awning so they are protected from rain. Clay no longer washes or uses a fungicide dip on his bulbs. Bob digs his bulbs then washes them. Once clean, he uses a knife to cut off the foliage and roots. He then soaks the bulbs for 30 to 60 minutes in a fungicidal solution made from Bonomyl Turf and Ornamental Systemic Fungicide (the active ingredient of which is Cleary's) with a grubicide (liquid Triazicide) added to kill any narcissus fly grubs or other insects that might be present. The bulbs are then put into berry boxes temporarily just for convenience in processing, then into mesh bags which are hung in the carport, where it is shady and breezy, for the summer. Bulbs are processed clump by clump and the identifying tags remain with the bulbs at each step. The bulbs are inspected from time to time during the summer and any which have become soft and/or appear diseased are removed. Mary and Kathy use similar digging practices. They dig and bag their bulbs almost immediately to prevent mix-ups. Kathy digs 20 varieties at a time placing the bulbs, plastic label and marker in large plastic pots. Once she runs out of pots, those dug are bagged, but all bulbs of one variety are always together and always in a container. While bagging, any remaining foliage is removed. Mary uses scissors. Kathy twists the foliage to remove it. If there are too many bulbs for a single mesh bag (about 6-7 per bag), then additional mesh bags are used with a plastic label put in each bag. All bags of a single variety are tied together. Once bagged, bulbs are washed. Kathy uses a firm hose spray. Once washed, bulbs are soaked in a fungicide. (Don't forget the formalin or Clorox.) Mary and Kathy leave the bags in the sun for a few days to dry, rotating occasionally. Once dry, Kathy's are hung under her screened porch on clothes lines. Mary places her bulbs on screens in a shed.



### Do you solarize your soil?

Clay tried this technique a number of years ago and doesn't feel it is effective. Bob has never tried soil solarization. Both Mary and Kathy have used this technique. If nothing else, it is a great way of killing weed seeds and reduces the effort of replanting if you don't have the space to leave your beds fallow. Employing rotation practices is definitely the way to go if you have the room to do it. Rotation will help prevent fusarium buildup in your soil.

### Do you Hot Water Treat your bulbs?

Bob has never used HWT while Clay used HWT when he had problems several years ago. Mary has tried it and plans to HWT everything since she will be moving, and Kathy has started using this procedure on a regular basis. HWT should be done around 4 weeks after bulbs are dug.



**Do you have questions you'd like to ask the experts?** If so, email your questions to [kathywelsh01@aol.com](mailto:kathywelsh01@aol.com). Next fall's issue will feature my 100 "must have" daffodils and general observations. The winter edition will discuss hybridizing.

---

## Soil Solarization

(reprint from Summer 1997 WDS newsletter)

At the Baltimore convention, Delia Bankhead presented a non-chemical method for sterilizing soil for new plantings that many might want to try this summer before bulbs arrive in the fall. She calls it "soil solarization"- an efficient and organic way to disinfect soil. Delia says it will:

- kill most harmful fungi (including fusarium), bacteria, pests, and weed seed
- create more productive soil and increase beneficial organisms; it does not kill earthworms
- work best on soil that gets full sun most of the day
- work best on north-south level beds wider than 24 inches
- work more quickly in hot climates- best in midsummer when the sun is highest.

Time required:           if summers frequently top 90F-----4 weeks  
                                  if summers more likely average 80F---6 weeks  
                                  if summers average a high of 70F-----8 weeks  
                                  (all require more time in cloudy summers)

All can be left on longer for deeper penetration and for stopping additional weed seeds.

Here is the procedure:

(Do this as early as possible, by July 1)

1. Clear bed of all vegetation and cultivate as deep and fine as possible.
2. Rake bed level, remove any rocks or large clods that would prevent cover from fitting tignuy.
3. Wet soil uniformly to a depth of 12"
4. Dig a shallow trench around the bed to bury edges of plastic.
5. Cover, and stretch for maximum contact with the soil's surface, with 4mil thick clear plastic that contains UV inhibitors. (DO NOT use black plastic or heavier plastics--4 mil is thin enough to transmit more heat but thick enough to last, and not tear easily. It can be reused.)
6. Put edges of plastic in the trench and cover with dug out soil. Do not use boards or stone--these do not give a tight enough seal. If plastic becomes torn, mend with tape to prevent heat loss.
7. Some weed seeds will germinate; but will grow weakly. If they push up the plastic, go in and remove them. Then restretch the plastic.
8. For daffodils, keep plastic on until ready to plant. Remove a week or so before planting to allow soil to breath.
9. Rake soil lightly before planting.

Note: If you have a heavy deer population you will want to net off the bed. Deer hooves will rip the plastic.

# Hot Water Treatment of Daffodils

by Kathy Welsh

As your collection of daffodils becomes larger, and your investment grows, it becomes increasingly important to employ good hygiene when handling your daffodils. HWT is a practice used by all commercial growers and an increasing number of hobbyists. Over the years there have been many discussions on daffnet about chemicals, dipping, and treatments used by individuals from around the world. Peter Ramsay, noted hybridizer and grower stated, "I, too, am a novice as my involvement with daffodils dates back only fifty years plus. For the last 34 of those all lifted bulbs have had HWT." He goes on to tell a story of his first experience when observing another hybridizer's HWT setup. He placed one bag of his own bulbs in the water to see what happened. "After one hour exactly I pulled them out. Well, they survived – healthiest foliage I'd seen and great flowers. I was a convert."

Peter makes some other worthwhile comments:

1. HWT will NOT cure virus, the spade is the only way to get rid of it. (digging) HWT will, though, show you which ones to dig out as it exacerbates the virus symptoms.

2. What I do know is that my show success started at the time I got into hot water!! So I guess I'll continue.

At the ADS convention in Tacoma this past April one of the speakers gave a lecture on daffodil pests and diseases. His talk was incredibly informative and one of the things he stressed was the importance of regular HWT to maintain excellent health in daffodils. (Granted his slant was towards commercial growers, but he had me convinced!) HWT WILL kill bulb mite, bulb fly, and nematode. The ADS speaker also suggested that it may kill fusarium (basal rot fungus). For me, these are ample reason to HWT all bulbs I dig each year.

Many years ago it was suggested that HWT was NOT meant for the home gardener. Over the years I have tried two methods and feel comfortable that the way I currently treat my bulbs is easy enough for anyone to try.

## Materials Needed:

1 LARGE Cooler (The one I use is big enough to fit a body inside) (\$65 at Costco)

1 digital read out thermometer that measures to the tenth of a degree (\$25)

several bottles of Clorox or formalin

1 pond pump

The temperatures and times prescribed for HWT vary depending on what you are trying to accomplish. 110 degree for one hour will kill bulb fly. 112 degrees for 3 hours will kill bulb mite and nematodes. For general health, the shorter times and lower temperatures should suffice. The longer times and higher temperatures CAN cause flowers to become disfigured.

## Procedure:

Pick the hottest possible summer day to do your treatment. Wait 4-6 weeks after bulbs have been dug. If you do it sooner the bulbs haven't hardened off. If you wait too much longer some bulbs, particularly those from division 7, have started to form their roots and you can cause damage. Place the cooler in the direct sunlight to help keep the temperature elevated. Heat some water to boiling on your stove. Other water can be added from the hose. Fill the cooler at least half full with water a degree or two above the prescribed temperature. Plug in pond pump and make sure water is circulating. Add formalin or Clorox at the prescribed rate. (For Clorox 10% or one gallon Clorox for every 9 gallons of water. I think 1Tbsp of formalin per gallon) These will kill anything floating in the water and will prevent the spread of virus and fusarium in the water. Either preheat the bulbs or check the water after the bulbs are added to make sure the temperature is correct. Cover and leave bulbs for 1-3 hours. You can check the temperature occasionally and add hot water if needed. When bulbs are finished cooking, hang them to dry.

**Alternate method:** Mary Lou Gripshover uses a large pot on top of a heating tray. Make sure water is circulating and don't use formalin inside. Check the temperature regularly.



# Nine New Flowers Given the Wister Award in 2007

By Chriss Rainey



A committee of representatives from each ADS region voted to add not one but NINE new selections to the current list of flowers that have been given the Wister Award. They include the following: Camelot, Chromacolor, Hillstar, Merlin, Quail, Falconet, Kokopelli, St. Keverne, and Resplendent. These flowers, it was agreed by the majority of the regions, exhibit characteristics of garden worthiness. Many years ago, flowers were formally tested in gardens, but eventually it became clear that all of us are testing flowers all the time and these formal gardens were abandoned. Up to now we have thought of the Wister Award as a prize to be won each year by a single cultivar. It was the opinion of this year's committee that Wister designations are one of the best ways the ADS has to promote our own mission, that being in part the dissemination of horticultural information about daffodils to the general public. It seems the wiser course, therefore, to make good information available to the public as soon as we have it and not wait for years to go by before making the public aware of what we know to be good flowers. Also, when presented with two candidates recommended by this same committee, the board of directors of the ADS voted to give the 2007 Pannill Award to Elise and Richard Havens for their flower, 'Pink China.'

## SAVE THE DATE!!!! -- PLAN TO BE THERE 2008 American Daffodil Society National Show and Convention Thursday - Saturday April 10-12, 2008, Richmond Virginia

Convention Chairs: Lucy Rhame & Chriss Rainey Contact for information: [triller7@verizon.net](mailto:triller7@verizon.net)

---

### WASHINGTON DAFFODIL SOCIETY -- Meeting Minutes

February 24, 2007

President Kathy Welsh called the Board meeting to order at 10:15 am. The meeting was held at the home of Lucy Rhame, 508 South Fairfax Street. In attendance were Kathy Welsh, Bob Huesmann, Robert Darling, Mary Semrad, Bonnie Mirmak, Fran Higgins, Clay Higgins, Rebecca Brown, Richard Ezell, Paul and Maxine Botting, Mary Anne Barton, Karen O'Meara, Mary Koonce,

Lina Burton, Ruth Ann McGrail, Chriss and Spencer Rainey, Tom Taylor, Susan Kroner and Lucy Rhame.

The minutes were approved as printed in the 2007 Winter Newsletter.

**Audit Report:** The WDS Treasurer, Mary Semrad supplied Mary Anne Barton with the WDS ledger records, original bank accounts, cancelled checks, deposit receipts bills and other miscellaneous documentation for the period starting August 2000 through December 2006. Mary Anne has reviewed the material and found the Treasurer's report to be in good order.

**Bulb Order:** Mary Koonce reported that she has not heard from all the suppliers and as such the bulb order for this year has not yet been completed. All growers have been contacted, including David Burdick and David Karnstedt, to supply bulbs for the WDS bulb order, however some growers do not have large enough stock to participate. As previously discussed, bulbs supplied by Janis Ruksans from Latvia were destroyed in shipping by US Customs last fall. The bulbs were covered by insurance however the shipping was not. Mary K. motioned, Mary Anne seconded and all approved that Mr. Ruksans be reimbursed \$150 for the cost of shipping the bulbs. Those that did not receive their bulbs last fall have all been personally contacted and bulb replacements or refunds have been issued. All felt there was no need to make any formal policy regarding refunds as bulb destruction last year was an extenuating circumstance. John Reed supplied approximately \$800 worth of bulbs free of charge to make up the shortfall of Ruksan's bulbs. In light thereof, Mary K. motioned and Mary Anne seconded to send a check for \$400 to Dr. Reed as a goodwill gesture. The majority voted in favor thereof with two opposing. In addition it was noted that all those

ordering from the bulb order should respect the order cut off date. Bob Huesmann provided the accounting of the bulb order and bulb sales activity last year. Sales minus refunds, cash sales, raffle and show award certificates generated \$13,550 of income. Cost of the bulbs and related expenses were \$9,830. Total profit for the bulb order and activity in 2006 was \$4,577. This number does not reflect the \$150 refund of shipping to Mr. Ruksans or the \$400 check to be sent to Dr. Reed in appreciation. All thanked Mary for a job well done this year on the bulb order.

Paul Botting informed the group that Mr. Ruksans would be speaking at the fall meeting of the Rock Garden Society and all would receive an invitation thereto.

Treasurer's Report: Bob Huesmann reported that WDS currently has approximately \$13,000 in its checking account and 2 CDs outstanding valued at \$10,000. These figures do not reflect approximately \$1200 in outstanding payments to be made.

Membership: Maxine reported that last year WDS picked up 33 new members. Current membership is 191 members and 24 clubs. Dues are payable the first of the year. Membership renewal should be handled separately from the bulb order. If dues are not paid by May, the member will be dropped from the membership directory. Push is going to be made to address renewals at the fall board meeting.

Garden Club Liaison: Bonnie Mirmak reported the inclusion of one new garden club to WDS membership. Garden clubs are being contacted by phone to get contact information and their email address in order that all the newsletter and bulb order information can be disseminated to all club members.

Newsletter: Mary Anne Barton informed that 211 newsletters were sent out, such number including a few to Honorary Members. Of that total, 75 were sent by email and 136 by mail, saving the club considerable sums in postage. As Five Hills Garden Club and Joey Scaff of such club have purchased software and are formatting newsletter, Spencer motioned, Lucy seconded and all approved that Five Hills and Mrs Scaff should receive a complimentary membership to WDS for as long as they continue to work on the newsletter. Further in this regard, Robert motioned, Mary Anne seconded and all approved that complimentary memberships should be established for bulb suppliers and other individuals that show interest and provide support and/or work for WDS. Length of the membership will be at the discretion of the Board.

Daffodil Show 2007: Lucy Rhame reported that the WDS Daffodil Show will be held at Brookside Gardens April 13 though 15, 2007. Setup will begin at 9 am on April 13, entries will be accepted from 3 pm to 9 pm Friday and from 7 am to 10 on Saturday, April 14. The show will be open to the public starting 2 pm on Saturday. Take down will be Sunday, April 15 from 5 pm to 7 pm. Robert presented the rules and classes for the Photography Division as they are to be printed in the schedule.

Pie Eaters Show: For the second year, WDS is hosting the Pie Eaters Show to be held this year at St. John Newmann Catholic Church in Reston. Like last year, it will be informal, relying on those who may show to judge. Should this be a viable show again this year, consideration should be given to formalizing the show a bit, ie. asking judges and exhibitors from outside WDS.

Speakers' Bureau: No report

Summer Picnic: To be held Saturday, June 16, 2007 at the weekend home of Mary Semrad and Robert Darling. Details will be forthcoming.

Fall Meeting: October 27, 2007 preferred date. October 20 is alternate. Susan Kroner will contact the Falls Church Community Center regarding dates and use of their facility.

Website: Paul Botting has been working very hard to update the website for WDS to include newsletters, calendar update, links, show schedule and current photo gallery.

Boutique: Mary Semrad indicated that WDS will have a boutique at this year's show. No new merchandise. Brookside will get temporary certificate for Maryland taxes. Kathy had been contacted by antique book dealer about selling at the WDS Show. No one in favor thereof at the Brookside show due to lack of room but consideration could be given to including him at the convention.

Finance and Projects: Mary K. motioned, Mary Anne seconded and all approved an expenditure of \$150 for bulbs to be planted along

RT 340 in Charles Town, WV for the Cancer Society. Bulbs will be limited to Wister winners. In the past, bulbs planted have been Tahiti and Ice Follies.

Aqua Properties: Many thanks to Tom Taylor for making new Aqua Ribbon properties for future WDS shows. The properties need 13mm X 100 mm glass tubes from Fisher Scientific to fit holes. Lucy motioned, Mary Semrad seconded and all approved to give Tom a \$50 certificate for the bulb order.

Arboretum: Robert Darling met with Lynn Batdorf, curator of the daffodil collection at the US National Arboretum, to discuss the National Collection and the relationship of the USNA and WDS. Robert proposes establishing new planting beds within the USNA daffodil collection of Wister and Pannill winners as well as helping organize and

review their existing collection. Robert, Kathy, Richard, Chriss and Lucy have volunteered to help vet the current list of cultivars as provided by USNA grown within the collection, look over the collection on a regular basis during blooming season, possibly secure photos for Daffnet, and work with Mr. Batdorf to enhance the USNA collection. In



this regard, Robert motioned, Mary Anne seconded and all approved to supply a number of Wister and Pannill Award winning bulbs to the USNA each year.

Discussions at future board meetings will include policy of having board meeting and decisions over email. Bob Huesmann asked who would be attending which show this year as he is compiling a list of all the contenders for the gold and white awards. Meeting adjourned at 11:50.

The Spring meeting was attended by 36 members and held at Union Street Public House. Board members gave their reports, then Robert Darling gave an very informative presentation on Miniatures focusing on the developments in the field of the miniature daffodil since the 1950s by key hybridizers, Alec Gray; Dr. Blanchard; Roberta Watrous; Grant Mitsch and his daughters, Elise Havens and Mrs.

Eileen Frey. The meeting was adjourned at 3 pm.

Respectfully submitted by Lucy Rhame, Secretary

**Complete Treasurer's Report available upon request to newsletter editor:  
Mary Anne Barton (703)273- 8641 /wbill@bellatlantic.net**

**WDS Calendar** -- for more events and details check:

the American Daffodil Society web site: [www.daffodilusa.org](http://www.daffodilusa.org)

& the **WDS Website:** [www.washingtondaffodilsociety.org](http://www.washingtondaffodilsociety.org)

WDS WebMaster,

Paul Botting, email: [pmbotting@comcast.net](mailto:pmbotting@comcast.net)

2007

June 16 WDS Summer Social & Meeting, Fayetteville, PA

October 27 WDS Annual Meeting, Bulb Order Pick up and Bulb Exchange, Falls Church, VA

2008

TBD WDS Spring Luncheon - Second Saturday in March

April 5-6 WDS 2008 Daffodil Show, Brookside Gardens, Wheaton MD

April 10-12 ADS National Show and Convention, Richmond VA

May 3-4 WDS Pie Eaters Daffodil Show, Reston, VA